

The 3D Printing ETF

Why Invest In 3D
Printing?

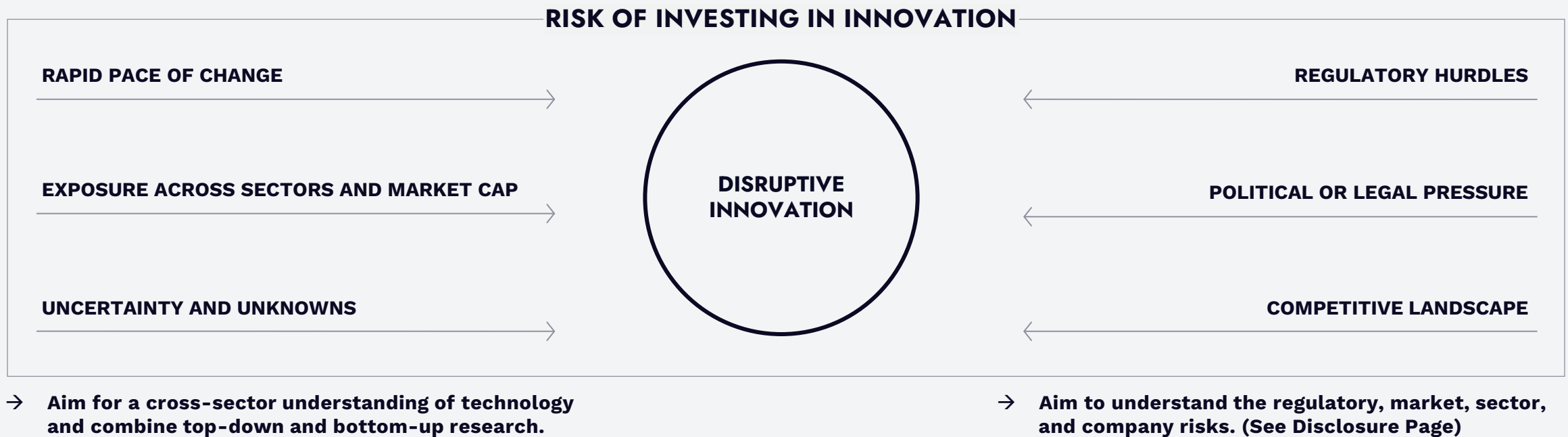




Risks Of Investing In Innovation

Please note: Companies that ARK believes are capitalizing on disruptive innovation and developing technologies to displace older technologies or create new markets may not in fact do so. ARK aims to educate investors and seeks to size the potential investment opportunity, noting that risks and uncertainties may impact our projections and research models. Investors should use the content presented for informational purposes only, and be aware of market risk, disruptive innovation risk, regulatory risk, and risks related to certain innovation areas.

Please read risk disclosure carefully.

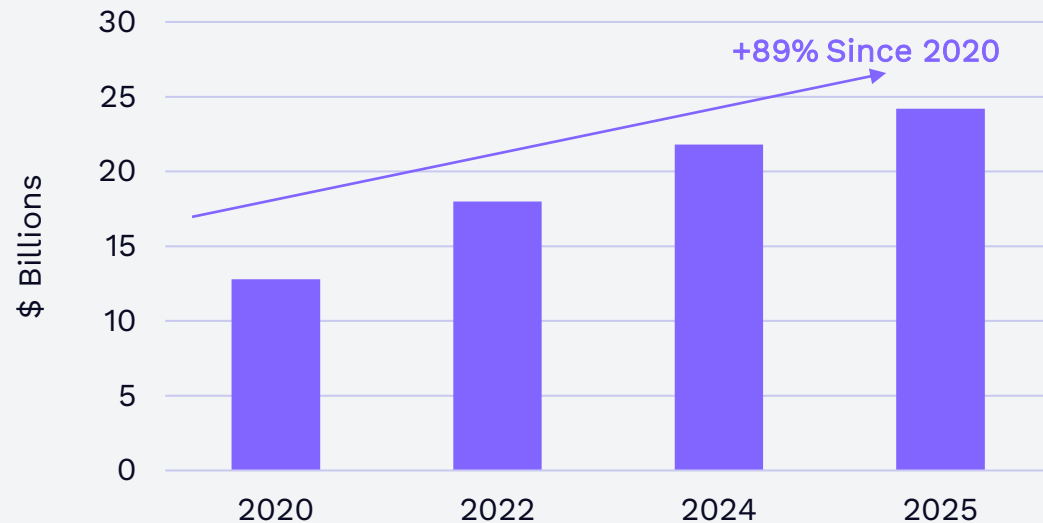




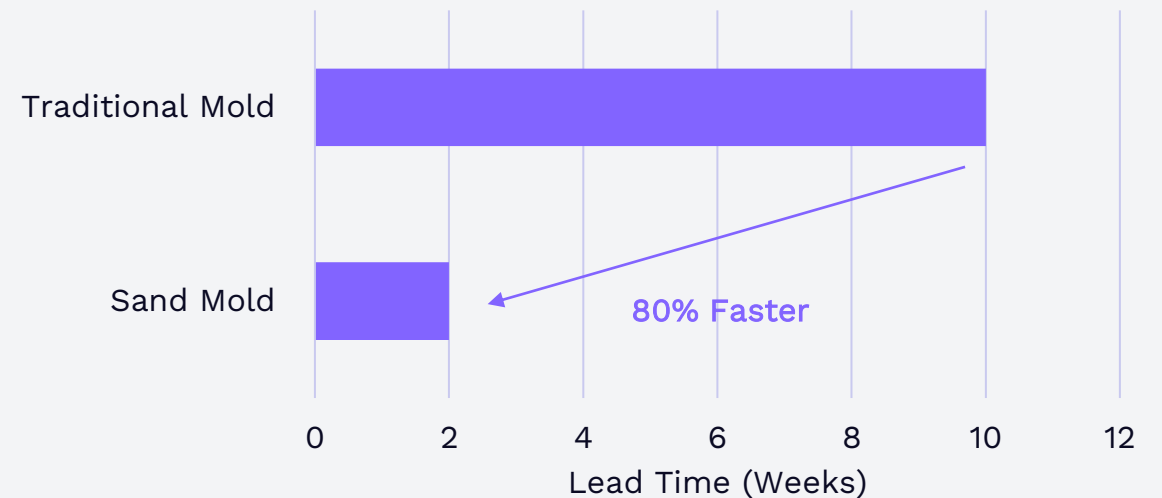
3D Printing Is Entering the Production Era

3D printing is shifting from design validation to full production integration. Industry revenues topped \$24 billion in 2025, reflecting accelerating industrial adoption. Production-scale applications such as 3D-printed sand molds that reduce tooling cycles by nearly 80% are embedding 3D printing into core manufacturing workflows.

Global Additive Manufacturing Market Revenue



Lead Time: Traditional vs. 3D-Printed Sand Molds

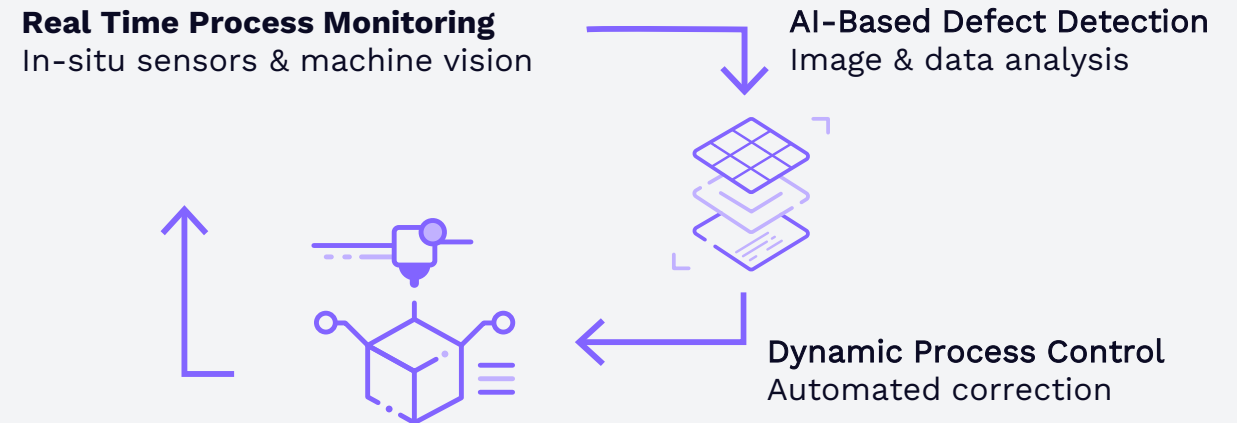




AI Is Accelerating the Industrial Maturity of 3D Printing

As 3D printing matures advances in process control and quality management are improving output. Real-time monitoring, AI-driven defect detection, and automated parameter adjustment are reducing variability and enabling broader industrial adoption.

AI-Enabled Closed-Loop Quality Control





Reasons Investors Should Consider The 3D Printing ETF (PRNT)

1. Targeted Exposure to Innovation

ARK believes 3D printing is still in early innings, leading to historically poor market performance and stock declines for companies in this industry. ARK expects 3D printing to revolutionize manufacturing by collapsing the time between design and production, reducing costs, and providing greater design complexity, accuracy and customization.

2. Growth Potential

The Fund aims to provide investment results that closely correspond to the performance of the Total 3D-Printing Index, which is designed to track companies involved in the 3D printing industry. ARK believes 3D printing is one of the highest growth potential industries in the economy and is set to transform the manufacturing landscape.

PRNT is the first, and only, ETF in the U.S. to focus solely on the most innovative companies within the 3D printing ecosystem.



The 3D Printing ETF (PRNT) Tracks The Performance Of The Total 3D Printing Index (3DPRNT)

The Total 3D-Printing Index is designed to track the price movements of exchange listed companies from the U.S., non-U.S. developed markets and Taiwan that are engaged in 3D printing related businesses within the following business lines: 3D printing hardware, computer aided design and 3D printing simulation software, 3D printing centers, scanning and measurement, and 3D printing materials.

Index Details

- Index: Total 3D-Printing Index
- Weighting Method: Multi-Factor Weighting (Equal within each Factor)
- Rebalance: Quarterly
- Index Calculator: Solactive AG



The 3D Printing ETF — PRNT

PRNT seeks to provide investment results that closely correspond, before fees and expenses, to the performance of the Total 3D-Printing Index, which is designed to track the price movements of stocks of companies involved in the 3D printing industry.

- Ticker: PRNT
- Fund AUM: \$56.19 Million
- Number of Holdings: 54
- Expense Ratio: 0.66%

- Benchmark: Total 3D Printing Index
- Weighting Method: Multi-Factor Weighting (Equal within each Factor)

TOP 10 HOLDINGS	Weight (%)
DENTSPLY SIRONA INC	5.5%
AUTODESK INC	5.3%
PTC INC	5.0%
SIEMENS AG	4.7%
PROTO LABS INC	4.7%
NIKON CORP	4.6%
NANO DIMENSION LTD	4.3%
SYNOPSYS INC	4.2%
HP INC	4.2%
TITOMIC LTD	4.2%
	46.8%

MARKET CAPITALIZATION	(%)
Mega (\$100B+)	6.6%
Large (\$10 - \$100B)	39.2%
Medium (\$2 - \$10B)	20.2%
Small (\$300M - \$2B)	16.2%
Micro (\$50 - \$300M)	17.0%

Holdings are subject to change and should not be considered as investment advice, or a recommendation to buy, sell or hold any particular security. It should not be assumed that an investment in the securities identified was or will be profitable.

Source: ARK Investment Management LLC; All data as of March 31, 2026.

INDEX FACTORS WEIGHT AT REBALANCE	(%)
3D Printing Hardware	50.0%
CAD & 3D Printing Simulation Services	30.0%
3D Printing Centers	13.0%
Scanning & Measurement	5.0%
3D Printing Materials	2.0%

SECTORS	(%)
Industrials	37.9%
Information Technology	32.4%
Health Care	15.0%
Materials	7.1%
Consumer Discretionary	6.7%



Thematic Strategies Focused on Disruptive Innovation



ARKK
ARK Innovation ETF



ARKX
ARK Space & Defense Innovation ETF



ARKD
ARK DIET Q1 Buffer ETF



ARKW
ARK Next Generation Internet ETF



PRNT
The 3D Printing ETF



ARKI
ARK DIET Q2 Buffer ETF



ARKQ
ARK Autonomous Tech. & Robotics ETF



IZRL
Israel Innovative Technology ETF



ARKE
ARK DIET Q3 Buffer ETF



ARKG
ARK Genomic Revolution ETF



ARKT
ARK DIET Q4 Buffer ETF



ARKF
ARK Blockchain & Fintech Innovation ETF



Contact our ETF Specialists:

Ryan Hodapp, CFA, CAIA

Vice President | National ETF Sales
American Beacon Partners
M. 617.279.3571
ryan.hodapp@ambeacon.com

Jack Stock, CIMA

Vice President | National ETF Sales
American Beacon Partners
M. 817.823.5337
jack.stock@ambeacon.com



Factsheet, prospectus, and latest performance reports are available for download on our website: ark-funds.com/investor-material

ARK Investment Management LLC

200 Central Ave, St. Petersburg, FL 33711

©2026-2027, ARK Investment Management LLC. No part of this material may be reproduced in any form, or referred to in any other publication, without the express written permission of ARK Investment Management LLC (“ARK”).

The information provided is for informational purposes only and is subject to change without notice. This presentation does not constitute, either explicitly or implicitly, any provision of services or products by ARK, and investors should determine for themselves whether a particular investment management service is suitable for their investment needs. All statements made regarding companies or securities are strictly beliefs and points of view held by ARK, and are not endorsements by ARK of any company or security or recommendations to buy, sell or hold any security. Historical results are not indications of future results.

Certain of the statements contained in this presentation may be statements of future expectations and other forward-looking statements that are based on ARK’s current views and assumptions, and involve known and unknown risks and uncertainties that could cause actual results, performance or events to differ materially from those expressed or implied in such statements. The matters discussed in this presentation may also involve risks and uncertainties described from time to time in ARK’s filings with the U.S. Securities and Exchange Commission. ARK assumes no obligation to update any forward-looking information contained in this presentation. ARK and its clients as well as its related persons may (but do not necessarily) have financial interests in securities or issuers that are discussed. Certain information was obtained from sources that ARK believes to be reliable; however, ARK does not guarantee the accuracy or completeness of any information obtained from any third party.



Investors should carefully consider the investment objectives and risks as well as charges and expenses of an ARK ETF before investing. This and other information are contained in the ARK ETFs' prospectuses and summary prospectuses, which may be obtained by visiting www.ark-funds.com. The prospectus and summary prospectus should be read carefully before investing.

Investing in securities involves risk and there's no guarantee of principal.

Fund Risks: The principal risks of investing in ARK's Index ETFs include equity, market, concentration and non-diversification risks, as well as fluctuations in market value and net asset value ("NAV"). The principal risks of investing in PRNT: **Equity Securities Risk.** The value of the equity securities the Fund holds may fall due to general market and economic conditions. **Foreign Securities Risk.** Investments in the securities of foreign issuers involve risks beyond those associated with investments in U.S. securities. **Index Tracking Risk.** The returns of the ETF may not match the returns of the underlying index that the ETF is designed to track. **Industrials Sector Risk.** Companies in the industrials sector may be adversely affected by changes in government regulation, world events, economic conditions, environmental damages, product liability claims, high barriers to entry and exchange rates. Companies in the aerospace and defense industry rely to a large extent on U.S. (and other) Government demand for their products and services and may be significantly affected by changes in government regulations and spending, as well as economic conditions and industry consolidation. **Information Technology Sector Risk.** Companies may face rapid product obsolescence due to technological developments and frequent new product introduction, unpredictable changes in growth rates and competition for the services of qualified personnel. **Disruptive Innovation Risk.** Companies that ARK believes are capitalizing on disruptive innovation and developing technologies to displace older technologies or create new markets may not in fact do so. Companies that initially develop a novel technology may not be able to capitalize on the technology. Companies that develop disruptive technologies may face political or legal attacks from competitors, industry groups or local and national governments. These companies may also be exposed to risks applicable to sectors other than the disruptive innovation theme for which they are chosen, and the securities issued by these companies may underperform the securities of other companies that are primarily focused on a particular theme.

PRNT has a limited number of financial institutions that may act as Authorized Participants ("APs") on an agency basis (i.e., on behalf of other market participants). To the extent that those APs exit the business or are unable to process creation and/or redemption orders, and no other AP is able to step forward to create and redeem in either of these cases, shares may possibly trade at a discount to NAV. The AP risk may be heightened in the case of ETFs investing internationally because international ETFs often require APs to post collateral, which only certain APs are able to do. ETF shares may only be redeemed directly with the ETF at NAV by Authorized Participants, in very large creation units. There can be no guarantee that an active trading market for ETF shares will develop or be maintained, or that their listing will continue or remain unchanged. Buying or selling ETF shares on an exchange may require the payment of brokerage commissions and frequent trading may incur brokerage costs that detract significantly from investment returns.

Index Descriptions: The Total 3D-Printing Index is composed of equity securities and depositary receipts of exchange listed companies from the U.S., non-U.S. developed markets and Taiwan that are engaged in 3D printing related businesses within the following business lines: (i) 3D printing hardware, (ii) computer aided design and 3D printing simulation software, (iii) 3D printing centers, (iv) scanning and measurement, and (v) 3D printing materials.

Portfolio holdings will change and should not be considered as investment advice or a recommendation to buy, sell or hold any particular security. Please visit www.ark-funds.com for the most current list of holdings for the ARK ETFs.

The information herein is general in nature and should not be considered financial, legal or tax advice. An investor should consult a financial professional, an attorney or tax professional regarding the investor's specific situation. Certain information was obtained from sources that ARK believes to be reliable; however, ARK does not guarantee the accuracy or completeness of any information obtained from any third party.

ARK Investment Management LLC is the investment adviser to the ARK ETFs.

Foreside Fund Services, LLC, distributor.